

## SPE-284/WS

Order No. 10.5520



## SPE-264/WS

Order No. 10.4900



## SPE-254/WS

Order No. 10.5510

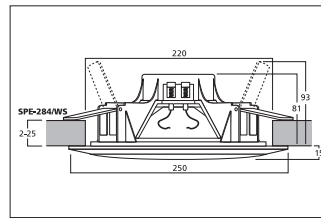


**Pair of weatherproof PA ceiling speakers, heat-resistant up to 100 °C.**

For applications in saunas and swimming pool areas.

- 2-way system with dome tweeter
- Excellent sound
- White plastic housing

- Weatherproof speaker cone
- Tested according to ASTM B117 (400 h salt spray test)
- For a ceiling thickness from 2 to 25 mm
- Spring-loaded speaker terminals



Model	SPE-284/WS	SPE-264/WS	SPE-254/WS
Frequency range	45-20,000 Hz	60-20,000 Hz	65-20,000 Hz
Power rating (RMS)	50 W	45 W	40 W
Peak music power output (MAX)	100 W	90 W	80 W
Sensitivity	89 dB/W/m	88 dB/W/m	87 dB/W/m
Mounting cutout	Ø 220 mm	Ø 190 mm	Ø 170 mm
Dimensions	Ø 250 mm x 96 mm	Ø 226 mm x 100 mm	Ø 206 mm x 82 mm
Weight	0.95 kg	0.9 kg	0.86 kg

## SPE-165/WS

Order No. 10.2670



## SPE-130/WS

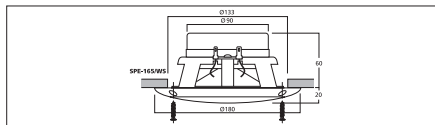
Order No. 10.2680



**Pairs of flush-mount speakers, with dual cone, 8 Ω.**

- Moisture-proof
- White one-piece plastic design and plastic cone
- Versatile use for car hi-fi, PA, terrace, boat

Model	SPE-165/WS	SPE-130/WS
Frequency range	80-10,000 Hz	80-10,000 Hz
Power rating (RMS)	25 W	20 W
Peak music power output (MAX)	50 W	40 W
Sensitivity	87 dB/W/m	85 dB/W/m
Mounting cutout	Ø 130 mm	Ø 110 mm
Dimensions	Ø 180 mm x 80 mm	Ø 150 mm x 66 mm
Weight	800 g	500 g



## SPE-72/WS

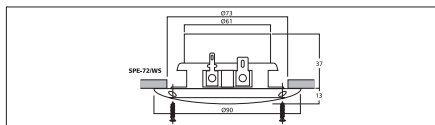
Order No. 16.2310



**Weatherproof flush-mount full range speaker with dual cone, 20 W, 4 Ω**

- Weatherproof speaker of compact size and a high power capability with a wide bandwidth and particularly brilliant reproduction due to a twin cone
- High-quality one-piece white plastic basket with magnetic sleeve
- Polypropylene cone and mica dual cone
- Rubber surround, supplied with matching plastic grille (to be glued in)
- Also suitable for PA applications in a damp environment and outdoors

Model	SPE-72/WS
Frequency range	100-20,000 Hz
Resonant frequency (fs)	100 Hz
Power rating (RMS)	20 W
Peak music power output (MAX)	40 W
Sensitivity	86 dB/W/m
Mounting cutout	Ø 73 mm
Dimensions	Ø 90 mm x 50 mm
Weight	230 g



## SPE-70/WS

Order No. 16.2300



**Weatherproof flush-mount full range speaker and bass-midrange speaker, 20 W, 8 Ω**

- Weatherproof speaker of compact size and high power capability with a wide bandwidth reproduction
- High-quality one-piece white plastic basket with magnetic sleeve
- Polypropylene cone, rubber surround, supplied with matching plastic grille (to be glued in)
- Also suitable for PA applications in a damp environment and outdoors
- As a bass-midrange speaker also suitable in small hi-fi systems

Model	SPE-70/WS
Frequency range	100-20,000 Hz
Resonant frequency (fs)	100 Hz
Power rating (RMS)	20 W
Peak music power output (MAX)	40 W
Sensitivity	86 dB/W/m
Mounting cutout	Ø 73 mm
Dimensions	Ø 90 mm x 50 mm
Weight	230 g

